

Investor Shares **SNOXX** | Ultra Shares **SCOXX**
**Schwab Treasury Obligations
Money Fund**

Investment objective

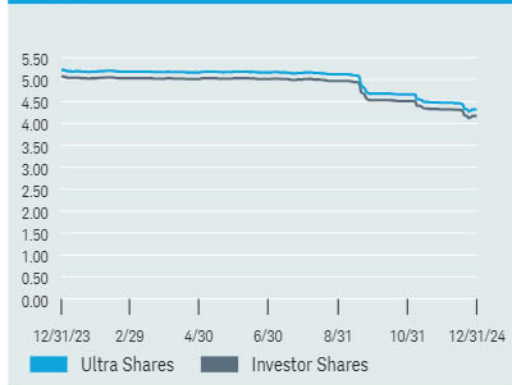
The Fund's goal is to seek current income consistent with stability of capital and liquidity.

Fund highlights

- Seeks to generate current income while maintaining liquidity
- Typically invests in securities backed by the full faith and credit of the U.S. government and repurchase agreements backed by such investments
- Actively managed, benefiting from extensive credit research and professional money management

Portfolio managers		Fund details	
Linda Klingman, Managing Director Head of Money Market Strategies		Total portfolio net assets	\$68,892,721,274
Lynn Paschen, Senior Portfolio Manager		Number of holdings	77
Nicole Perret-Gentil, Portfolio Manager		Distribution frequency	Monthly
Yields as of 12/31/24		Investor Shares	Ultra Shares
7-Day Yield (with waivers) ¹	4.18%	\$35,641,364,533	\$33,251,356,741
7-Day Yield (without waivers) ¹	4.17%	Inception date	04/24/12
		Loads/12b-1 fees	None
		Gross expense ratio ²	0.36%
		Net expense ratio ²	0.34%
		Minimum initial investment	None ³
		Minimum subsequent investment	None ³
			\$1

Seven-day average yield trend for the previous 12 months



Fund characteristics as of 12/31/24	
Weighted average maturity ⁵	39 days
Weighted average life ⁶	73 days
Daily liquidity	71.2%
Weekly liquidity	99.3%

Performance (%) as of 12/31/24	Cumulative		Annualized				
	3 Months	Year to Date	1 Year	3 Years	5 Years	10 Years	Since Inception
Investor Shares ⁷	1.11	4.96	4.96	3.72	2.28	1.54	1.21
Ultra Shares	1.15	5.12	5.12	3.87	—	—	2.70
iMoneyNet Treasury & Repo Category TM	1.11	4.94	4.94	3.69	2.25	1.51	—

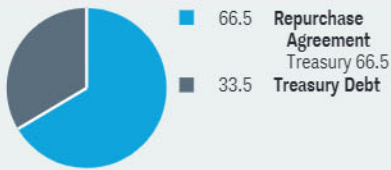
Annual total returns ⁷ (%) as of 12/31										
	2015	2016	2017	2018	2019	2020	2021	2022	2023	2024
Investor Shares	0.00	0.06	0.58	1.50	1.90	0.27	0.01	1.40	4.85	4.96
Ultra Shares	—	—	—	—	—	—	0.01	1.52	5.00	5.12

Performance data quoted represents past performance and is no guarantee of future results. Returns are based on total return, which assumes reinvestment of dividends and distributions. Current performance may be lower or higher than performance data quoted. To obtain performance information current to the most recent month end, please visit www.schwabassetmanagement.com. The current yield more closely reflects current earnings than does the total return.

Important investment concerns


You could lose money by investing in the Schwab Money Funds. All Schwab Money Funds seek to preserve the value of your investment at \$1.00 per share, but cannot guarantee they will do so. All Schwab Money Funds with the exception of Schwab Government Money Fund, Schwab Retirement Government Money Fund, Schwab U.S. Treasury Money Fund, Schwab Treasury Obligations Money Fund, and Schwab Government Money Market Portfolio may impose a fee upon the sale of your shares if the Fund's board or its delegate determines that the fee is in the best interests of the Fund. An investment in the Schwab Money Funds is not insured or guaranteed by the Federal Deposit Insurance Corporation or any other government agency. The Schwab Money Funds' sponsor has no legal obligation to provide financial support to the Funds, and you should not expect that the sponsor will provide financial support to the Funds at any time.

Portfolio composition by security type⁸
(% of portfolio) as of 12/31/24



Percentage of variable rate securities – 14.5%

Portfolio composition by effective maturity^{8,9}
(% of portfolio) as of 12/31/24



Top 10 holdings (security type, issuer, effective maturity date)⁹ (% of portfolio) as of 12/31/24

Treasury Repurchase Agreement, FEDERAL RESERVE BANK OF NEW YORK, 1/2/2025	11.68
Treasury Repurchase Agreement, CANADIAN IMPERIAL BANK OF COMMERCE, 1/7/2025	5.78
Treasury Repurchase Agreement, GOLDMAN SACHS & CO LLC, 1/2/2025	5.78
Treasury Repurchase Agreement, RBC DOMINION SECURITIES INC, 1/7/2025	4.70
Treasury Debt, UNITED STATES TREASURY, 1/2/2025	4.32
Treasury Repurchase Agreement, GOLDMAN SACHS & CO LLC, 1/6/2025	4.27
Treasury Repurchase Agreement, CITIGROUP GLOBAL MARKETS INC, 1/2/2025	3.76
Treasury Repurchase Agreement, GOLDMAN SACHS & CO LLC, 1/7/2025	3.46
Treasury Repurchase Agreement, CITIGROUP GLOBAL MARKETS INC, 1/2/2025	2.89
Treasury Repurchase Agreement, FICC BNY, 1/2/2025	2.73
TOTAL	49.37

Find out more today

For more information, please visit www.schwabassetmanagement.com.

For additional information about the indices and terms shown, please visit www.schwabassetmanagement.com/resources/glossary.

Investors should consider carefully information contained in the prospectus, or if available, the summary prospectus, including investment objectives, risks, charges and expenses. You can view and download a prospectus by visiting www.schwabassetmanagement.com/prospectus. Please read it carefully before investing.

All data on this fact sheet is unaudited.

¹ The 7-Day Yield (with waivers) is the average income paid out over the previous seven days assuming interest income is not reinvested and reflects the effect of all applicable waivers. Absent such waivers, the fund's yield would have been lower. The 7-Day Yield (without waivers) is the yield without the effect of all applicable waivers. **Past performance is no guarantee of future results. Current performance may be lower or higher than performance data quoted. For the most recent 7-day yields, please visit [schwabassetmanagement.com](http://www.schwabassetmanagement.com).**

² The investment adviser and its affiliates have agreed to limit the total annual fund operating expenses (excluding interest, taxes and certain non-routine expenses) of each share class to 0.34% for Investor Shares and 0.19% for Ultra Shares for so long as the investment adviser serves as the adviser to the fund (contractual expense limitation agreement). This contractual expense limitation agreement may only be amended or terminated with the approval of the fund's Board of Trustees.

³ The Fund's Investor Shares have no initial investment minimum; however, Schwab systems require a minimum of \$1 per trade.

⁴ Each minimum must be met at the individual client account level.

⁵ Money market funds must maintain a dollar-weighted average maturity of no longer than 60 days, and cannot invest in any security whose effective maturity is longer than 397 days (approximately 13 months).

⁶ Money market funds must maintain a dollar-weighted average life of no longer than 120 days.

⁷ Fund expenses may have been partially absorbed by Schwab Asset Management and its affiliates. Without these reductions, the Fund's returns and yield would have been lower.

⁸ Portfolio holdings are as of the date shown and may not represent current or future holdings and are not a recommendation of individual securities by the investment adviser. May include such items as cash, open and pending trades. Portfolio composition is calculated using the par value of investments.

⁹ Maturity shown is the date the security matures, the date the interest rate on those securities is reset, or the date those securities can be redeemed through demand.

iMoneyNet Treasury & Repo Retail Category Includes only retail government funds that hold U.S. Treasuries and repurchase agreements backed by U.S. Treasury securities.

Schwab Asset Management[®] is the dba name for Charles Schwab Investment Management, Inc., the investment adviser for Schwab Funds. Schwab Funds are distributed by Charles Schwab & Co., Inc. (Schwab), Member SIPC. Schwab Asset Management and Schwab are separate but affiliated companies and subsidiaries of The Charles Schwab Corporation.

©2025 Charles Schwab Investment Management, Inc. All rights reserved. SLS88615-35 (1024-ZSBM) (01/25)